



Accepting/Rejecting Financial Aid Award

To accept financial aid award:

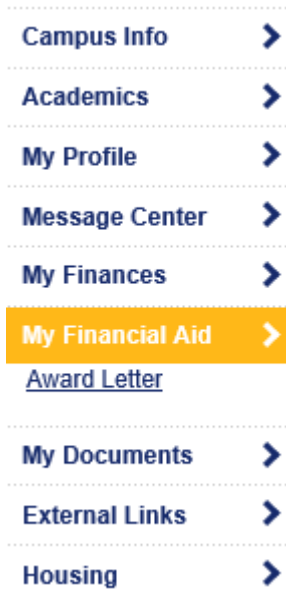
1. Log in to your CampusVue Student Portal account



2. Select "CampusNexus Student Login"



3. Select “My Financial Aid” and then “Award Letter” on the left side of the screen



4. Select Review Details next to the award letter

Academic Year	Description	Status	
3	8/10/2016 - 5/11/2017	Packaged	Review Award Details

5. Place a checkmark next to all of the aid you wish to “Accept”

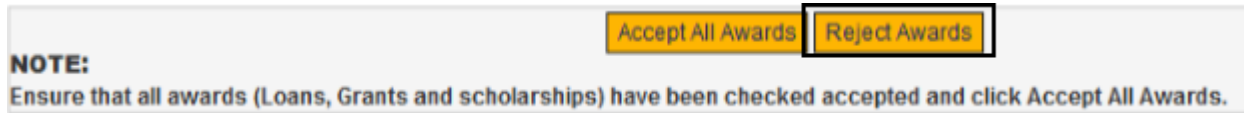


6. Select “Accept All Awards” at the bottom of the screen

NOTE: Accept All Awards Reject Awards
Ensure that all awards (Loans, Grants and scholarships) have been checked accepted and click Accept All Awards.

To reject financial aid award:

1. Repeat steps 1 – 5 above
2. Select “Reject Awards” at the bottom of the screen



****Please note that you must accept and reject aid in separate steps. ****