

CampusVue Portal

Creating Your Student Login

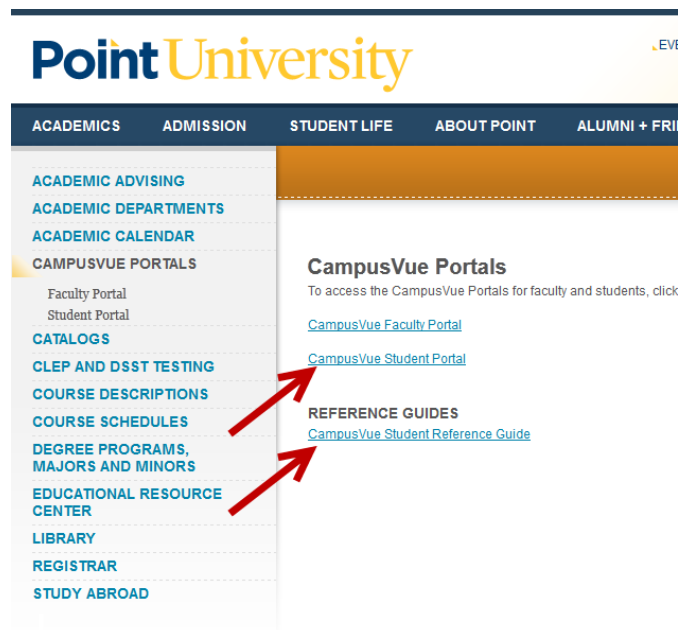
Point University students may access academic and financial records via the [CampusVue Student Portal](#).

The portal and a detailed guide are available on the Point website at www.point.edu.

From the Point website select “Academics” and then “CampusVue Portals.”

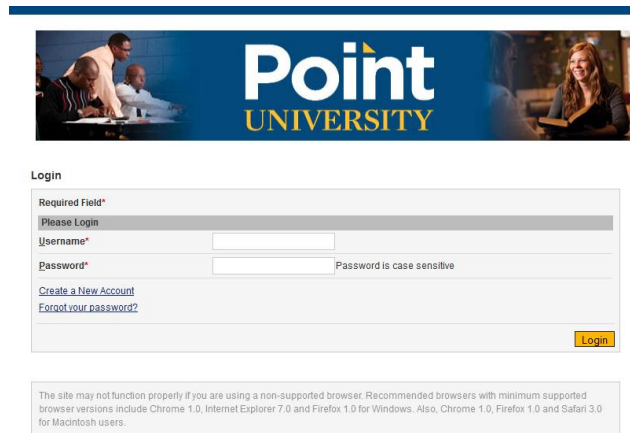


From this page you can access the portal and the portal guide for students.



CampusVue Portal Creating Your Student Login

Once you are at the login page for the portal you can: create a new account; reset your password; or login.



Point
UNIVERSITY

Login

Required Field*

Please Login

Username*

Password* Password is case sensitive

[Create a New Account](#)

[Forgot your password?](#)

Login

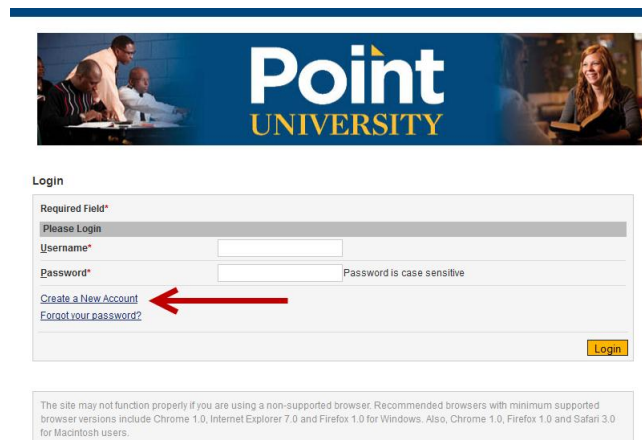
The site may not function properly if you are using a non-supported browser. Recommended browsers with minimum supported browser versions include Chrome 1.0, Internet Explorer 7.0 and Firefox 1.0 for Windows. Also, Chrome 1.0, Firefox 1.0 and Safari 3.0 for Macintosh users.

If you have already created your account, login with your username and password. Your username is most likely your first name followed by a dot and your last name. For example, Jane Doe's user name would be jane.doe. If you have forgotten your username, please contact the [Information Technology Office](#).

If you have forgotten your password, select "Forgot your password?" and the system will guide you through resetting it. The Information Technology office is not able to reset your password for you; you must follow the steps on the portal to reset your password.

You cannot use your old CAMS login information for the CampusVue Portal. If you have not yet created a new login, follow the steps below.

First, select "Create a New Account."



Point
UNIVERSITY

Login

Required Field*

Please Login

Username*

Password* Password is case sensitive

[Create a New Account](#)

[Forgot your password?](#)

Login

The site may not function properly if you are using a non-supported browser. Recommended browsers with minimum supported browser versions include Chrome 1.0, Internet Explorer 7.0 and Firefox 1.0 for Windows. Also, Chrome 1.0, Firefox 1.0 and Safari 3.0 for Macintosh users.

CampusVue Portal Creating Your Student Login

You will be asked to enter your Social Security Number and your legal first and last names.



New Account Creation

Required Field*

Please enter the following information to create your account.

Social Security #*	<input type="text"/>	000-00-0000
First Name*	<input type="text"/>	
Last Name*	<input type="text"/>	

After selecting next, the system will check to make sure your email is valid.



Email Address Verification


Email Address Verification

We found an email address on file for you: is this address still valid?

The email on file should be your student email address. If that is not the case, select “no” and the system will prompt you on how to proceed. If your email address is valid, select “yes.”

CampusVue Portal Creating Your Student Login

You will be asked to create a password:



**Point
UNIVERSITY**

Login Information

Required Field*

Login Information

Your student record was successfully located. Please enter a password.


You username is:*

Password*

Confirm Password*

Submit

After you create your password, you will be prompted to check the email account you were shown previously in order to verify your account.



**Point
UNIVERSITY**

Authentication Email Sent

An email has been sent to [redacted] Please follow the link provided in the email so we can verify your account.

[Student Portal Login](#)

Check your email and follow the authentication steps to gain access to the portal.

If you do not receive the authentication email (may take up to 30 minutes) please submit a request for assistance from the [Information Technology Office](#).